



Anthony Cross, Julian Fosh, Victoria Stevens & Matthew Tonge

GF UK GROWTH

Institutional Acc GBP Class (C3) - Fund Factsheet - Covering the month of January 2024

The Fund

The Fund predominantly invests in UK large and mid-cap stocks using the Economic Advantage investment process. The process seeks to identify companies with a durable competitive advantage that allows companies to defy industry competition and sustain a higher than average level of profitability for longer than expected. This can lead to sector exposures being significantly different from those of the market and many of the Fund's sector peers. For full investment objective and policy details please refer to the Prospectus.

Key information

Class Launch Date	03.09.14
Comparator Benchmark 1	FTSE All Share
Fund Size [^]	£36.2m
Number of Holdings	44
Active Share [*]	57.90%
SRI ¹	4
Investment Style	Active

[^]Fund AUM shown is in the base currency of the fund.

Ratings and awards

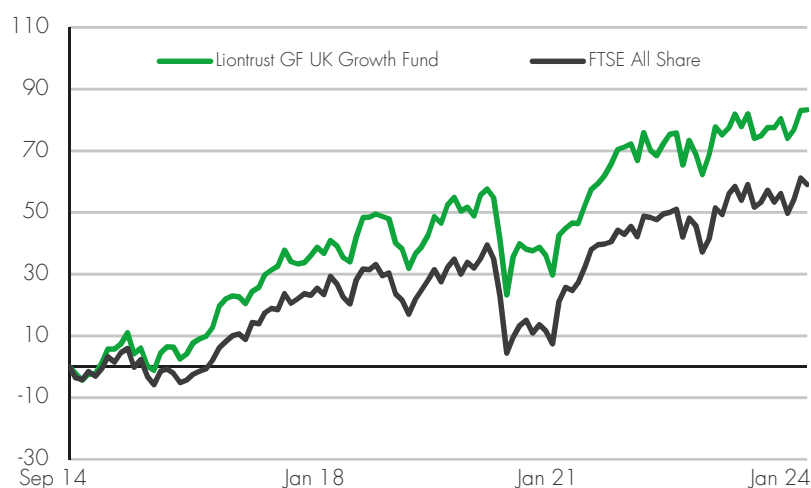


Our experienced fund management team

Anthony Cross joined Liontrust from Schroders in 1997 and launched the UK Smaller Companies Fund a year later. Anthony, who has managed the UK Smaller Companies and Special Situations funds since launch, was joined by Julian Fosh in 2008. Julian had previously managed funds at Scottish Amicable Investment Managers, Britannic Investment Managers, Scottish Friendly Assurance Society and Saracen Fund Managers. Victoria Stevens and Matt Tonge joined the team in 2015, and became managers of the Special Situations Fund in 2023. Victoria was previously Deputy Head of Corporate Broking at FinnCap, while Matt had spent nine years on the Liontrust dealing desk, latterly winning an industry award for his work in mid and small cap stocks.

Past Performance does not predict future returns

Performance since fund launch date (%)



Discrete years' performance (%)

To previous quarter 12 months ending:	Dec 23	Dec 22	Dec 21	Dec 20	Dec 19
Liontrust GF UK Growth Fund	4.5	-0.4	21.5	-8.1	19.5
FTSE All-Share Index	7.9	0.3	18.3	-9.8	19.2

Cumulative performance (%)

	1 month	YTD	3 months	6 months	1 year	3 years	5 years	Since inception
Liontrust GF UK Growth Fund	0.1	0.1	5.4	3.1	3.3	25.0	34.2	83.3
FTSE All-Share Index	-1.3	-1.3	6.2	1.1	1.9	27.5	30.4	59.0





















Source: Financial Express, as at 31.01.24, total return, net of fees, income reinvested

Key risks: Past performance does not predict future returns. You may get back less than you originally invested. Investment decisions should not be based on short-term performance. . Further Key Risks can be found on the 3rd page.

^{*}The fraction of a fund invested differently to its benchmark. A 100% active share is a fund with no holdings in the benchmark, a 0% active share is a fund identical to the benchmark. ¹Summary Risk Indicator. Please refer to the PRIIP KID for further detail on how this is calculated.

GF UK GROWTH

Sector breakdown (%)





Industrials	25.7	
	11.7	
Consumer Discretionary	17.4	
	12.5	
Energy	15.5	
	10.8	
Healthcare	15.3	
	11.3	
Consumer Staples	13.0	
	14.4	
Financials	5.1	
	23.3	
Real Estate	2.5	
	2.7	
Technology	2.3	
	1.4	
Telecommunications	1.6	
	1.1	
Basic Materials	0.4	
	7.1	

■ Fund ■ FTSE All Share

Top 10 holdings (%)

Shell	8.3
AstraZeneca	8.0
BP P.L.C.	5.7
Unilever	4.8
GSK	4.4
BAE Systems	4.2
Relx Group	3.8
Diageo	3.5
Compass Group	2.5
British American Tobacco	2.5

Geographic breakdown (%)

United Kingdom	98.8	
	100.0	
Cash and Derivatives	1.2	
	0.0	

Capitalisation (%)

FTSE 100 Index	69.2
FTSE 250 Index	22.2
FTSE Small Cap (ex IT) Index	0.4
FTSE AIM Index	7.0
Cash and Derivatives	1.2

Additional information

Minimum initial investment	£5,000,000
Minimum additional investment	£1,000
Ex-dividend date	1st January
Sedol code	BP4KB29
Bloomberg code	LIUKGC3 ID
ISIN code	IE00BP4KB298

Risk ratios

Annualised over 36 months

Alpha	0.74%
Beta	0.83
Information Ratio	-0.14

Annualised over 260 weeks

Volatility	14.32%
Benchmark volatility	17.33%

Where the Fund has a short track record, the ratios shown may be based upon the historic data of the Fund as well as a representative fund or the ratio may be calculated over a shorter time period.

Charges

Initial charge	Up to 5.00%
Ongoing Charges Figure*	Capped at 0.92%
Included within the OCF is the Annual Management Charge**	0.75%

*The Ongoing Charges Figure (OCF) covers all aspects of operating a fund during the course of its financial year. These include the annual charge for managing the fund, administration and independent oversight functions, such as trustee, depository, custody, legal and audit fees and the ongoing costs of underlying investments including open and closed ended collective investment schemes. The OCF also **includes** the Fixed Administration fee of the Master Fund. The OCF **excludes** portfolio transaction costs except for an entry/exit charge paid by the Fund when buying or selling units in another fund. This will have an impact on the realisable value of the investment, particularly in the short term. **These are the annual costs of running and managing the Fund.

Important information

Key Risks: We recommend this fund is held long term (minimum period of 5 years). We recommend that you hold this fund as part of a diversified portfolio of investments. The Fund may encounter liquidity constraints from time to time. The spread between the price you buy and sell shares will reflect the less liquid nature of the underlying holdings. The Fund may invest in companies listed on the Alternative Investment Market (AIM) which is primarily for emerging or smaller companies. The rules are less demanding than those of the official list of the London Stock Exchange and therefore companies listed on AIM may carry a greater risk than a company with a full listing. Outside of normal conditions, the Fund may hold higher levels of cash which may be deposited with several credit counterparties (e.g. international banks). A credit risk arises should one or more of these counterparties be unable to return the deposited cash. Counterparty Risk: any derivative contract, including FX hedging, may be at risk if the counterparty fails. The issue of units/shares in Liontrust Funds may be subject to an initial charge, which will have an impact on the realisable value of the investment, particularly in the short term. Investments should always be considered as long term.

Disclaimer: This document provides information about the Liontrust GF UK Growth Fund ('the Fund'). Non UK individuals: This document is issued by Liontrust International (Luxembourg) S.A., a Luxembourg public limited company (société anonyme) incorporated on 14 October 2019 and authorised by and regulated as an investment firm in Luxembourg by the Commission de Surveillance du Secteur Financier ("CSSF") having its registered office at 18, Val Sainte Croix, L11370 Luxembourg, Grand Duchy of Luxembourg and registered with the Luxembourg trade and companies register under number B.238295. UK individuals: This document is issued by Liontrust Fund Partners LLP (2 Savoy Court, London WC2R 0EZ), authorised and regulated in the UK by the Financial Conduct Authority (FRN 518165) to undertake regulated investment business. The Fund qualifies as an undertaking for collective investment in transferable securities ('UCITS') and has obtained recognition under the European Communities Directive for marketing in certain member states in the European Economic Area. This document does not constitute or form part of, and should not be construed as, an invitation to buy or sell shares and neither this document nor anything contained or referred to in it shall form the basis of, or be relied on in connection with, any offer or commitment whatsoever. The value of shares and the income generated from them can fall as well as rise and are not guaranteed; investors may not get back the amount originally subscribed. Equity investments should always be considered as long term. Investors should not purchase the Fund referred to in this document except on the basis of information contained in the Fund's Prospectus. We recommend that investors who are not professional investors should contact their professional adviser. The Fund's Prospectus and Key Investor Information Document (KIID) and/or PRIIP/KID are available from www.liontrust.eu or direct from Liontrust. The investment being promoted is for units in a fund, not directly in the underlying assets. For interested parties in Switzerland the Memorandum and Articles of Association, the Prospectus, the Key Information Document as well as the Annual Reports and, if applicable, the Semi-Annual Reports may be obtained free of charge from the Swiss Representative. In Switzerland the Swiss Representative is: ACOLIN Fund Services AG, Leutschenbachstrasse 50, CH18050 Zurich, Switzerland and the Swiss Paying Agent is: Banque Cantonale Vaudoise, Place St-François 14, CH11003 Lausanne, Switzerland.