

LIONTRUST GF SUSTAINABLE FUTURE PAN EUROPEAN GROWTH FUND

Fund sustainability and impact report: Q2, 2022

Marketing communication



Key risks

Past performance is not a guide to future performance. The value of an investment and the income generated from it can fall as well as rise and is not guaranteed. You may get back less than you originally invested.

Disclaimer

Non-UK individuals: This document is issued by Liontrust International (Luxembourg) S.A., a Luxembourg public limited company (société anonyme) incorporated on 14 October 2019 and authorised by and regulated as an investment firm in Luxembourg by the Commission de Surveillance du Secteur Financier ("CSSF") having its registered office at 18, Val Sainte Croix, L-1370 Luxembourg, Grand Duchy of Luxembourg and registered with the Luxembourg trade and companies register under number B.238295.

UK individuals: This document is issued by Liontrust Fund Partners LLP (2 Savoy Court, London WC2R 0EZ), authorised and regulated in the UK by the Financial Conduct Authority (FRN 518165) to undertake regulated investment business. It should not be construed as advice for investment in any product or security mentioned, an offer to buy or sell investments mentioned, or a solicitation to purchase securities in any company or investment product. **ESG Risk:** there may be limitations to the availability, completeness or accuracy of ESG information from third-party providers, or inconsistencies in the consideration of ESG factors across different third party data providers, given the evolving nature of ESG. Examples of funds are provided for general information only to demonstrate our investment philosophy. The investment being promoted is for units in a fund, not directly in the underlying assets. **This is a marketing communication.** The document contains information and analysis that is believed to be accurate at the time of publication, but is subject to change without notice. Whilst care has been taken in compiling the content of this document, no representation or warranty, express or implied, is made by Liontrust as to its accuracy or completeness, including for external sources (which may have been used) which have not been verified. Before making an investment, you should read the relevant Prospectus and the Key Investor Information Document (KIID), which provide full product details including investment charges and risks. These documents can be obtained, free of charge, from www.liontrust.co.uk or direct from Liontrust. If you are not a professional investor please consult a regulated financial adviser regarding the suitability of such an investment for you and your personal circumstances. The decision to invest in a fund should take into account all the characteristics and objectives of the fund (inclusive of sustainability features) as described in the prospectus.2022.09



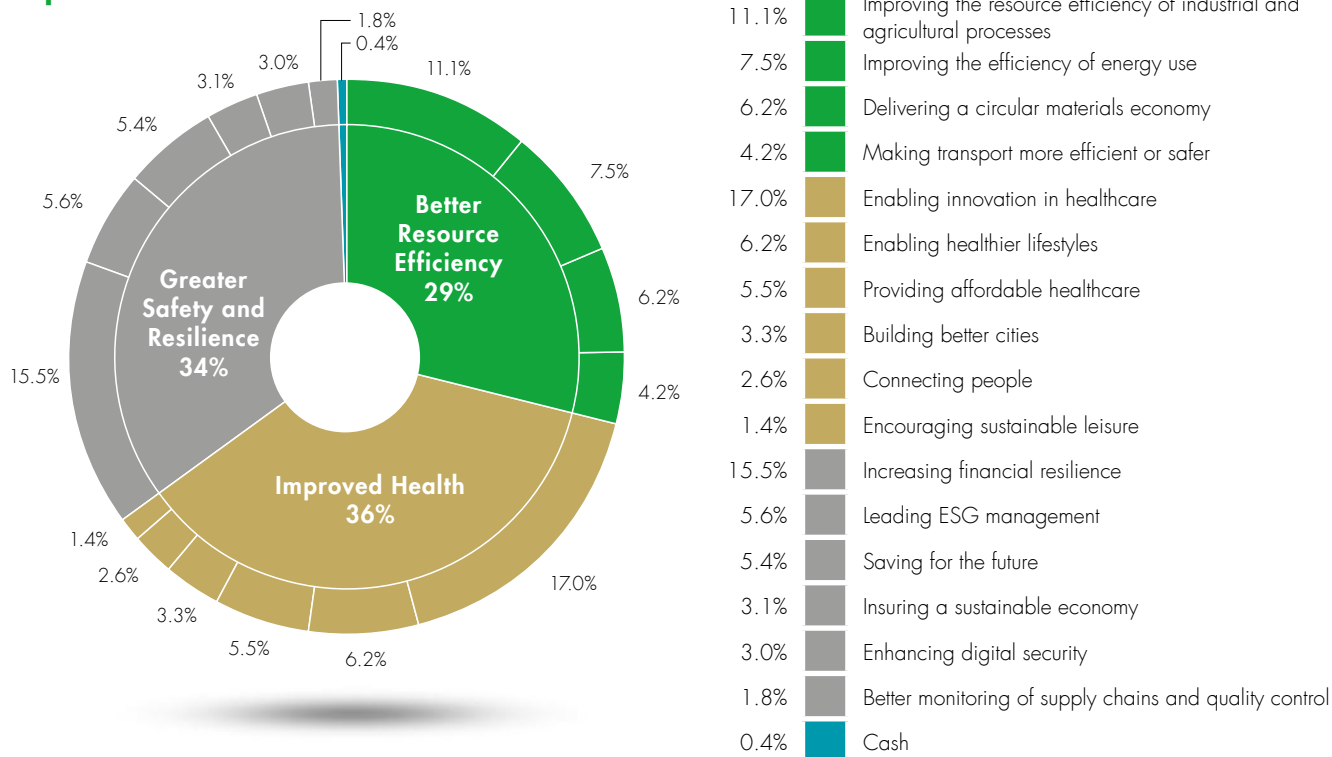
Contents

Exposure to positive sustainability investment trends	4–5
Alignment with UN Sustainable Development Goals	6
Assessment of how sustainable companies are: Sustainability Matrix Rating	7
Climate change: portfolio data on carbon, solutions and fossil fuels	8
Weight of holdings owning fossil fuels	9
Fund holdings	10–17
Additional ESG metrics	18–21
Key features	22
Sustainability indicators	23–24

Exposure to positive sustainability investment trends

We look to invest in companies having a positive impact on our economy by making it either cleaner, healthier or safer. Exposure to 16 of our 20 Sustainable investment themes is shown below. For more detail on the sustainable themes, see liontrust.co.uk/sustainable

Exposure to sustainable themes



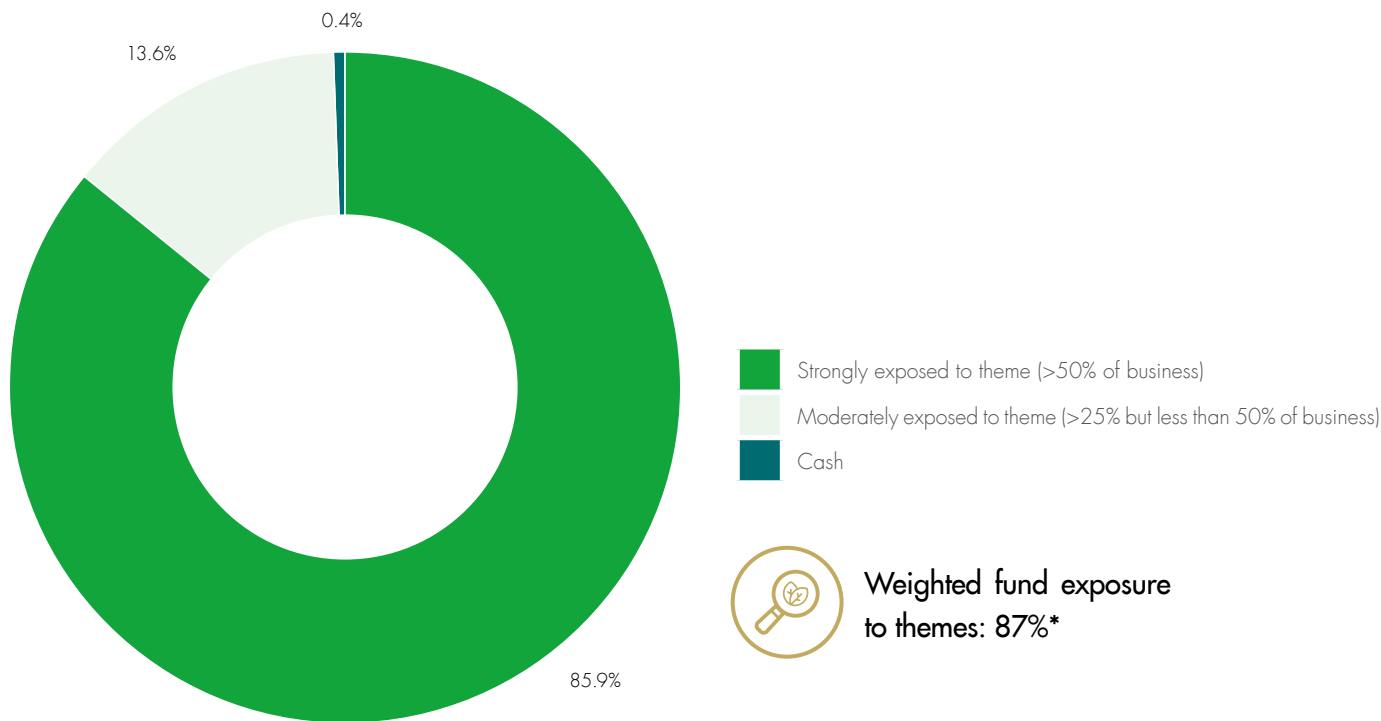
Source: Liontrust / Factset, 30 June 2022

Exposure to positive sustainability investment trends

Sustainable investment themes: how much of business is exposed

This analysis shows what proportion of companies held in the fund is exposed to the Sustainable investment themes: 85.9% of the fund is invested in companies that are strongly exposed to our themes (which

means more than 50% of the business's revenues); a further 13.6% of the fund is invested in companies that are moderately exposed to our themes, which means between 25% and 50% of revenues.



Source: Liontrust / Factset, 30 June 2022. *Sales weighted exposure to themes from companies in the fund

Alignment with UN Sustainable Development Goals

This analysis shows how the Sustainable investment themes are linked to the United Nations' Sustainable Development Goals (SDGs).

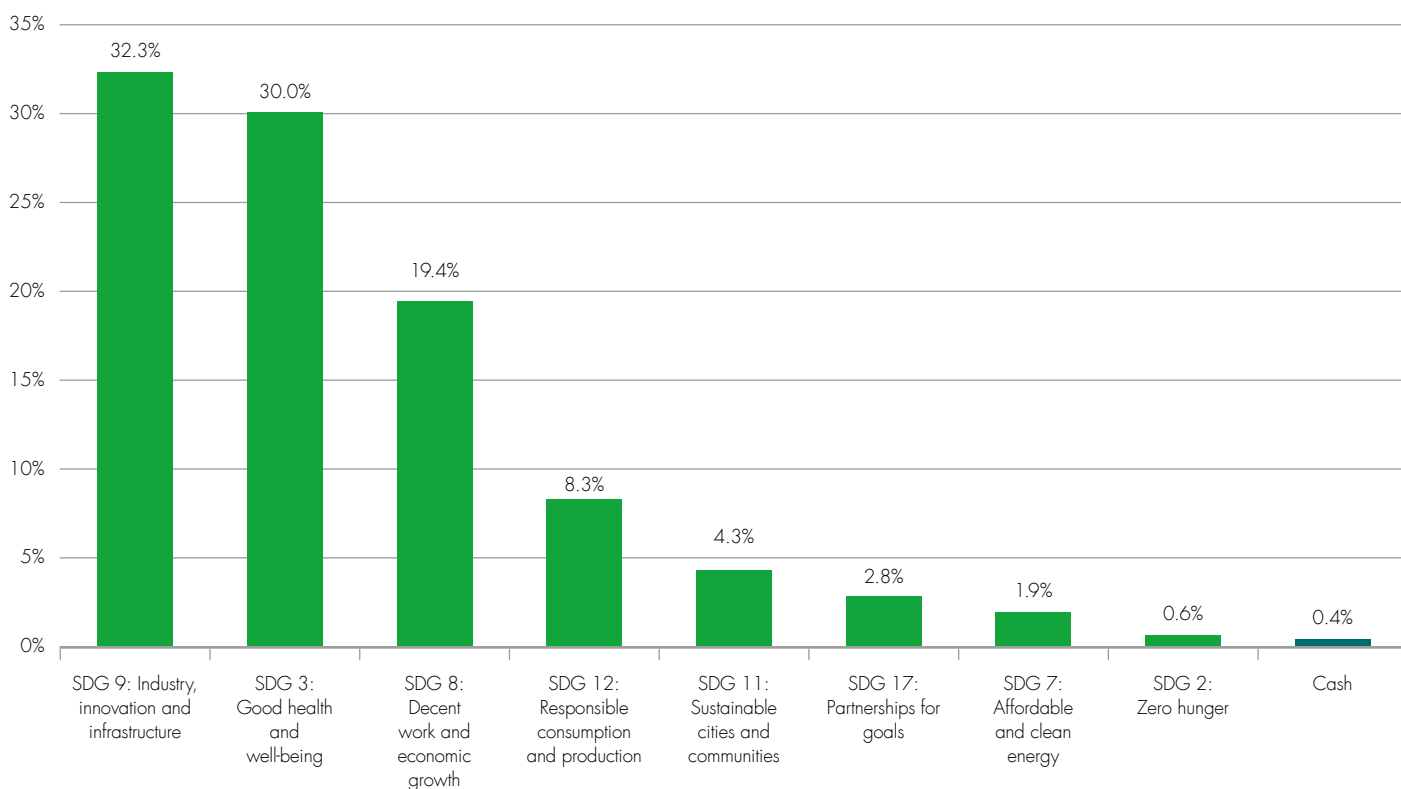
All of the Sustainable investment themes are linked to SDGs and the underlying Key Performance Indicator they relate to have been identified in the SDG text. A more detailed discussion on impact and how the Sustainable themes are aligned with the SDGs is available in

the SF Annual Review 2021 on pages 27-33: www.liontrust.co.uk/fund-managers/sustainable-investment/sustainable-documents

The fund has most exposure to SDG 9: Industry, innovation and infrastructure (32.3%); SDG3: Good health and well-being (30%) and SDG 8: Decent work and economic growth (19.4%).

The fund is exposed to eight of the 17 UN SDGs.

Sustainable investment themes mapped to UN Sustainable Development Goals (% of fund exposure)

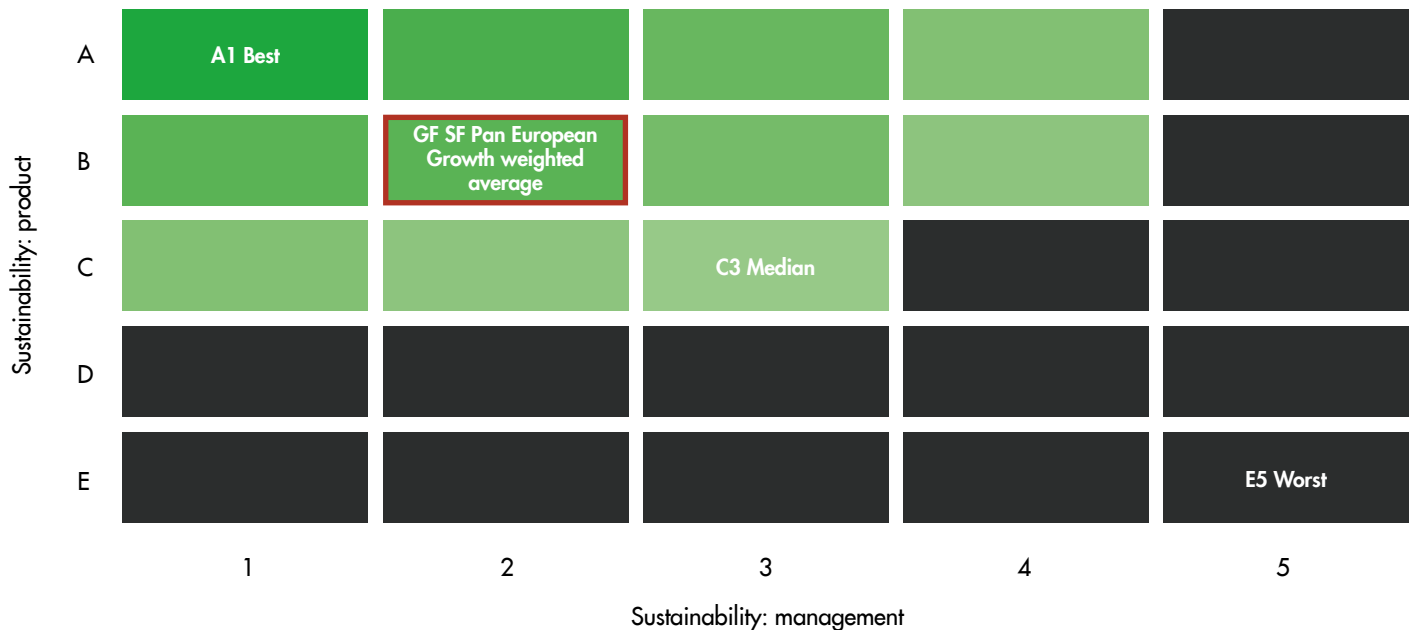


Source: Liontrust / Factset, 30 June 2022
www.un.org/sustainabledevelopment

Assessment of how sustainable companies are: Sustainability Matrix Rating

We assess every company using our proprietary Sustainability Matrix Rating, which measures how sustainable the products and services are as well as how well they manage the material environmental, social and governance (ESG) matters related to their business.

The weighted average Sustainability Matrix rating for the fund is B2 (marked in red in the figure below). This shows the fund is invested in companies whose products and services are more sustainable and whose management of ESG aspects of their business is better than the market it invests in. There are no companies in the fund which are rated in the ineligible grey area of the Sustainability matrix.

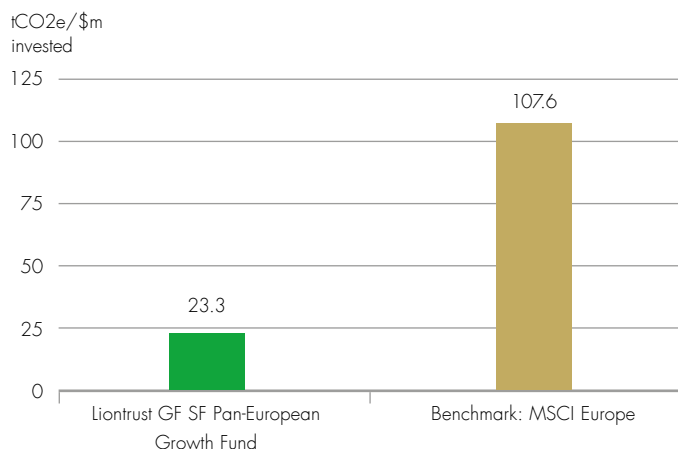


Source: Liontrust / Factset, 30 June 2022

Climate change: portfolio data on carbon, solutions and fossil fuels

Carbon emissions of fund compared to conventional benchmark

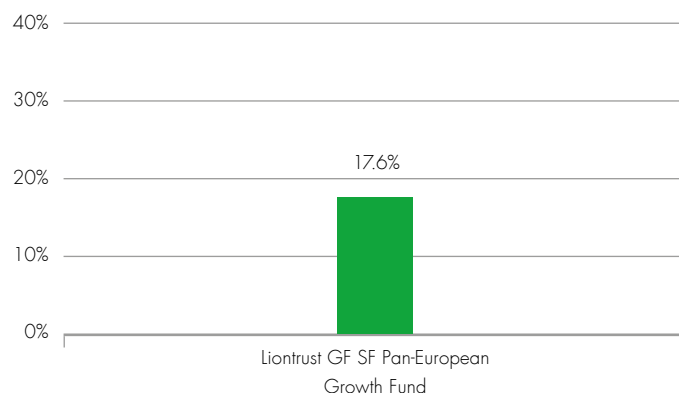
This analysis shows the investments in the fund emit 78.3% less carbon emissions (tCO₂e) than the market it invests in. This independent analysis includes direct emissions forming scope 1 and scope 2 emissions only*.



Source: MSCI Carbon analytics as at 30 June 2022. The MSCI Europe Index is the comparator benchmark for this fund. Carbon emissions data available for 95.5% of the fund and 99.4% of the benchmark. *Scope 1 emissions are direct greenhouse (GHG) emissions that occur from sources controlled or owned by an organisation (associated with fuel combustion in boilers, furnaces, vehicles and so on). Scope 2 emissions are indirect GHG emissions associated with the purchase of electricity, steam, heat, or cooling. Scope 3 (all indirect emissions, not included in scope 2, that occur in the value chain of the reporting company) is important but not currently available in a consistent data set with enough coverage to be included in this independent analysis.

Companies offering clean technology solutions

This analysis shows that the fund holds 17.6% of companies that MSCI has determined are providing clean technology solutions.



Source: MSCI Carbon Analytics as at 30 June 2022.

	Carbon Footprint (tCO ₂ e / \$m invested)	Carbon Intensity (tCO ₂ e/\$m sales)	Weighted Average Carbon Intensity (tCO ₂ e/\$m sales)	Carbon Emissions Data Availability (Market value)
Liontrust GF SF Pan-European Growth Fund	23.3	60.9	53	95.5%
Benchmark: MSCI Europe	107.6	148.4	115.1	99.4%
Fund relative to benchmark	-78%	-59%	-54%	

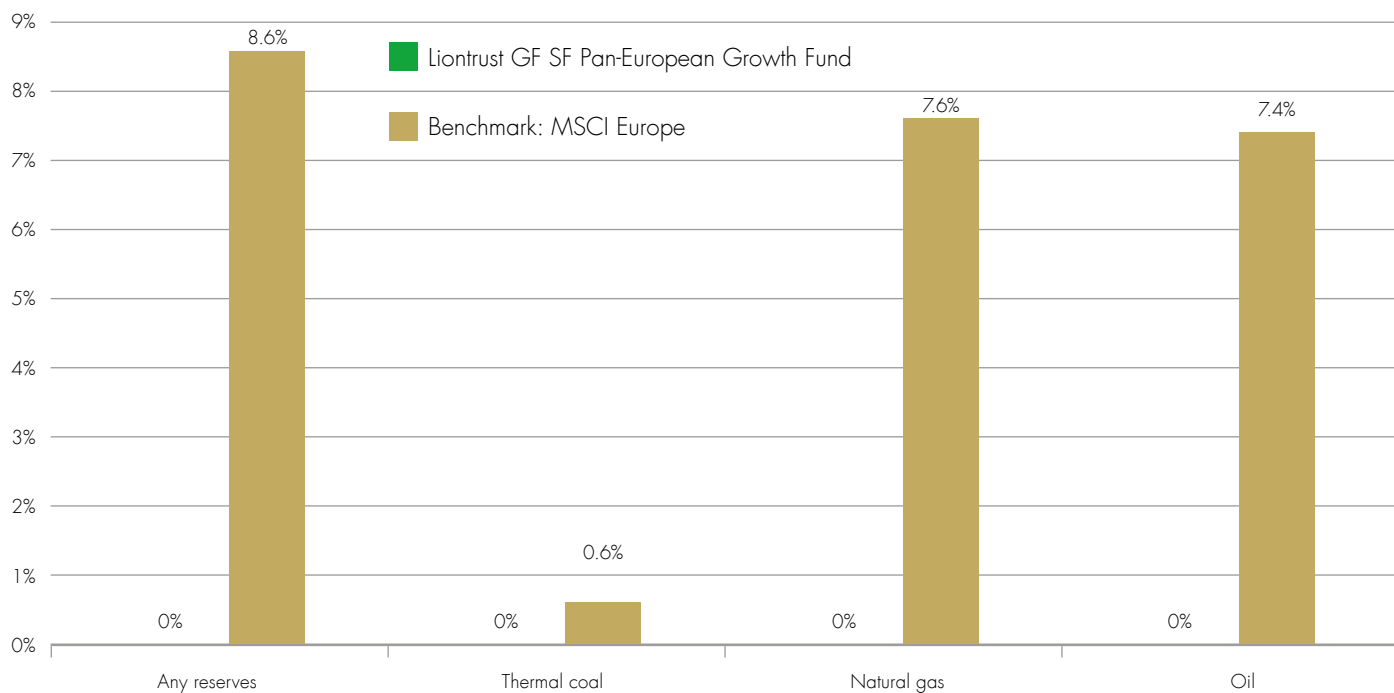
Source: MSCI Carbon Analytics as at 30 June 2022. At the issuer level, Carbon Intensity is the ratio of annual scope 1 and 2 carbon emissions to annual revenue.

Weight of holdings owning fossil fuels

Weight of companies owning fossil fuel reserves

Liontrust GF SF Pan-European Growth Fund = zero exposure

This analysis shows the fund holds no companies which have fossil fuel reserves: 0% exposure to any fossil fuel reserves; 0% exposure to thermal coal reserves; 0% exposure to natural gas reserves; and 0% exposure to oil reserves.



Source: MSCI Carbon Analytics as at 30 June 2022. The MSCI Europe Index is the comparator benchmark for this fund. Carbon emissions data available for 95.5% of the fund and 99.4% of the benchmark and our zero exposure in the chart above should be seen in that context.

All Fund holdings

Alphabetical list showing all holdings in the fund along with their sector, our Sustainability Matrix Rating and Sustainable Investment theme. The fund is invested in 46 companies.

Company name	Sector	Sustainability Matrix	Sustainable investment theme	What this company does and how it contributes to a more sustainable economy
3i Group Plc	Financials	C1	Increasing financial resilience	3i is a private equity company that invests predominantly in retail, infrastructure, healthcare, technology and industrial. It has strong responsible investment policies and firm exclusion on no-go areas.
Abcam Plc	Health Care	A3	Enabling innovation in healthcare	Abcam provides high-quality research tools to enable the progression of life science research. Science has a reproducibility problem: a significant proportion of experiments are not reproducible by others, or indeed by the original scientist. Part of the issue is the quality of the tools /inputs used. By continually refining its product portfolio to be the highest quality, Abcam ensures scientists get the best out of their research work. It also provides supporting documentation and guidance to ensure it is used and interpreted correctly.
Adyen N.V.	Information Technology	B2	Enhancing digital security	Adyen makes transacting online safer and easier. The company has one platform and is focused purely on organic growth. Returns are best in class and the culture is fantastic.
Alcon Ag	Health Care	A2	Enabling innovation in healthcare	Alcon is an American-Swiss medical device company specialising in design and manufacture of interocular lenses, consumables used in ophthalmic surgery and consumer contact lenses. it is the dominant player within implantable lenses and surgical consumables with 37% and 58% market share respectively, and the number 2 player in contact lenses with 22% market share.
ASML Holding N.V.	Information Technology	B1	Improving the efficiency of energy use	ASML remains at the forefront of improving semiconductor fabrication through EUV development and holistic lithography. Smaller process nodes means more chips per wafer in manufacture and smaller, cheaper, more reliable, more energy efficient and more powerful end products. These advances in semiconductor manufacturing underpin improvements in Logic Chips and the ever-greater processing power of our computers, which in turn drives almost every aspect of our technological, scientific and commercial breakthroughs.

Source: Liontrust / Factset, 30 June 2022

All Fund holdings

Company name	Sector	Sustainability Matrix	Sustainable investment theme	What this company does and how it contributes to a more sustainable economy
Assa Abloy AB	Industrials	B1	Building better cities	Assa Abloy is the global leader in access solutions. It provides locks, doors, gates and entrance automated solutions. As a leader in this industry, it places sustainability at the heart of its business model, providing more sustainable products, solutions and operations.
Avanza Bank Holding AB	Financials	B1	Saving for the future	Avanza is an investment platform helping people save for their retirement in a cost effective manner in Sweden. They are particularly proactive on sustainable investment and in promoting inclusion of women on their platform, with targets to increase female participation further.
AXA S.A.	Financials	B1	Insuring a sustainable economy	AXA is an insurance company focusing on the key areas of health, property and casualty insurance. It is reducing its exposure to financial markets in favour of purer insurance products and its stated purpose is 'to act for human progress by protecting what matters'.
Basic-Fit N.V.	Consumer Discretionary	A3	Enabling healthier lifestyles	Basic-Fit is Europe's largest gym group targeting the low-cost end of the market. Its gyms have an average membership of around 3500, with a 12-month contract membership priced at €19.99 throughout Europe.
Befesa S.A.	Industrials	A3	Delivering a circular materials economy	Befesa is involved in taking the hazardous dust by-products of metal sheltering and treating and recycling it to form metals, which it sells. The company specialises in recycled metal processors (ARC furnaces used to recycle steel) and is not exposed to primary (virgin) ore to metal processing (which we believe will eventually decline). The business helps reduce the negative impacts and treat the hazardous waste from metal processing and recycle this back into use.
Cellnex Telecom S.A.	Communication Services	B3	Connecting people	Cellnex is a leader in telco and broadcasting infrastructure in Europe and enables MNOs to use its infrastructure rather than have its own footprint of passive infrastructure, which can free up MNO balance sheets and increase investment in active investments. 5G will further boost network capacity and density, necessary for the continued exponential growth in data and our reliance on the digital economy.

Source: Liontrust / Factset, 30 June 2022

All Fund holdings

Company name	Sector	Sustainability Matrix	Sustainable investment theme	What this company does and how it contributes to a more sustainable economy
Compass Group Plc	Consumer Discretionary	C1	Leading ESG management	Compass Group provides catering services globally; it serves 5.5 billion meals a year and employs 600k people across 55k client locations. We are holding the company for the way it manages its key Environmental, Social and Governance issues, which we believe are best in class and leads to superior growth and margin progression over the long run.
Croda International Plc	Materials	B1	Improving the efficiency of energy use	Croda is a speciality chemical company based in Yorkshire. The company focuses on surface chemistry and its compounds help to increase energy and resource efficiency, reduce the use of toxic substances and improve the efficacy of pharmaceuticals.
DNB Bank ASA	Financials	B1	Increasing financial resilience	DNB is one of the largest retail banks in Norway. 58% of total income stems from providing simple retail products such as mortgages and current accounts to individuals and lending to small and medium-sized businesses that drive innovation and job growth within the Norwegian economy.
Edenred SE	Information Technology	B2	Improving the resource efficiency of industrial and agricultural processes	Edenred is a French company that engages in the provision of payment solutions for the working world. Its solutions include employee benefits, incentive and rewards programs and it has significant scale, which can bring efficiency and value for money for customers.
GN Store Nord A/S	Health Care	B2	Enabling innovation in healthcare	GN Store Nord is a global leader in the hearing aid and unified communication market. The company has two divisions, (i) 29% Hearing Aids: through the ReSound brand and Beltone brand; (ii) Unified communication 71%: This is 56% professional headsets through the Jabra brand and consumer audio, also through the Jabra brand.
Grifols, S.A.	Health Care	A2	Providing affordable healthcare	Grifols is a blood plasma manufacturer. It takes donations of this from patients and, through a long and complicated process, pools then converts these into life-saving medicines for patients.

Source: Liontrust / Factset, 30 June 2022

All Fund holdings

Company name	Sector	Sustainability Matrix	Sustainable investment theme	What this company does and how it contributes to a more sustainable economy
Hargreaves Lansdown Plc	Financials	B3	Saving for the future	Hargreaves provides a low-cost way for individuals to manage their investments and savings. There is a huge savings gap in the UK and investment platforms help democratise investments by giving individuals access to funds and shares, for which they would otherwise require a financial adviser.
Helios Towers Plc	Communication Services	A2	Connecting people	Helios Towers owns and operates telecommunications towers and related passive infrastructure. The firm provides tower site space to large Mobile Network Operators (MNOs) and other fixed wireless operators, who in turn provide wireless voice and data services to end-user subscribers.
Infineon Technologies AG	Information Technology	B2	Improving the efficiency of energy use	Infineon is a German company that produces efficient power management chips, which are used across the economy in electronics, particularly in computing and mobiles as well as autos and industrial automation. It is the largest player in power semi-conductors, which are key for electrification, so they are well positioned here.
Intertek Group Plc	Industrials	B2	Better monitoring of supply chains and quality control	Intertek provides services from auditing and inspection, training, advisory, quality assurance and certification to a broad range of global companies.
Kone Oyj	Industrials	B2	Building better cities	Kone manufactures elevators, escalators, and automatic building doors. It also provides installation, maintenance, modernisation, and replacement solutions. Its products help us build more sustainable city environments by improving access and speed of getting around the built environment.
Lifco AB (Publ)	Industrials	B4	Providing affordable healthcare	Lifco's dental division focuses on products used every day in surgeries, as well as prosthetics (false teeth, crowns & bridges) and software for practices. Lifco uses its scale manufacturing to lower its prices, and importantly reduce the turnaround times for dentists and patients to get the dental prosthetics.
London Stock Exchange Group Plc	Financials	B2	Increasing financial resilience	LSE is a great example of a company that makes our financial system more resilient and more efficient. Over 80% of sales come from providing data analytics to market participants and a further 13% from its post-trade division, which makes trading and settlement more resilient and efficient.

Source: Liontrust / Factset, 30 June 2022

All Fund holdings

Company name	Sector	Sustainability Matrix	Sustainable investment theme	What this company does and how it contributes to a more sustainable economy
Nagarro SE	Information Technology	B3	Improving the resource efficiency of industrial and agricultural processes	Nagarro's programmers help companies in all sectors modernise and digitise their operations – (i) improving efficiency, (ii) customer experience, (iii) resilience and (iv) digital security. This helps to drive the top and bottom line. Nagarro's specialist IT engineers can focus on discrete projects, allowing its customers to focus on their core competencies and reduce their need for additional fixed costs – helping them to increase agility and responsiveness.
National Express Group Plc	Industrials	A1	Making transportation more efficient or safer	The company operates bus, coach and rail services, with an exceptional record on safety and progressive on environmental improvements. It helps to make cities less congested and air cleaner.
Netcompany Group A/S	Information Technology	B2	Improving The Resource Efficiency Of Industrial And Agricultural Processes	Netcompany is an IT services company with a consulting business model. They have 3,310 IT engineers (more like 6,000 with the recent acquisition of Instrasoft) who develop digital solutions for the public and private sector in a fixed cost model. Netcompany's digital solutions help their customers to increase resource efficiency, reduce waste and drive productivity.
Oxford Biomedica Plc	Health Care	A3	Enabling Innovation In Healthcare	Oxford BioMedica is a leader in lentiviral vector innovation and manufacture. Lentiviral vectors are one of the core delivery mechanisms within the new healthcare therapy paradigm we have identified of Gene and Cell Therapies. We believe such therapies are set to revolutionise the healthcare landscape, as they have the potential to provide a one-off cure to underlying diseases.
Oxford Nanopore Technologies Plc	Health Care	A2	Enabling innovation in healthcare	Oxford Nanopore's mission is to enable the analysis of anything, by anyone, anywhere. It focuses on designing, developing, manufacturing and commercialising innovative nanopore-based sensing technologies.
Prudential Plc	Financials	B3	Insuring a sustainable economy	Prudential has finally restructured itself to be just the Asian life insurer we have long wanted to see. It is focused on providing Health and Protection products to the as yet largely underpenetrated region.

Source: Liontrust / Factset, 30 June 2022

All Fund holdings

Company name	Sector	Sustainability Matrix	Sustainable investment theme	What this company does and how it contributes to a more sustainable economy
Puma SE	Consumer Discretionary	C2	Enabling healthier lifestyles	Puma is a sportswear (apparel and footwear) company based in Germany. Around a third of sales are derived from active sportswear, which enable people to take part sports, increase activity and tackle obesity. The remainder is more 'athleisure', which is not directly linked to sports.
Qiagen N.V.	Health Care	A2	Enabling innovation in healthcare	Qiagen's mission is to provide (molecular diagnostics) sample to insight. The company provides molecular diagnostics technologies for use in the clinical and life science sectors. These solutions enable customers to unlock insights from the building blocks of life – DNA, RNA and proteins.
Ringkjøbing Landbobank. Aktieselskab	Financials	B1	Increasing financial resilience	Ringkjøbing Landbobank is one of the best-run banks in the industry, serving individuals and SMEs. Customer satisfaction rates are best in class and loan losses are non-existent. They focus on profitable and niche areas such as renewable infrastructure lending or dental practices and offer a full-service banking model.
Roche Holding AG	Health Care	A1	Enabling innovation in healthcare	The company creates truly innovative therapies that help change the course of disease. In the short to medium term, this benefits western economies who pay for it while on patent, then in the medium to long term, it benefits more developing economies as patents roll off or are not enforced.
SAP SE	Information Technology	B1	Improving the resource efficiency of industrial and agricultural processes	SAP develops enterprise resource planning used in all industries, typically by large global corporate with complex supply chains, logistics and operations. SAP's ERP system helps to increase productivity and resource efficiency.
Sartorius Stedim Biotech SA	Health Care	A2	Enabling Innovation In Healthcare	Sartorius Stedim is a leading bioprocessing equipment and consumables manufacturer. Their equipment is used by the pharmaceutical industry in the development and manufacture of the next generation of pharmaceutical treatments (biologics) including gene & cell therapy.

Source: Liontrust / Factset, 30 June 2022

All Fund holdings

Company name	Sector	Sustainability Matrix	Sustainable investment theme	What this company does and how it contributes to a more sustainable economy
Smurfit Kappa Group Plc	Materials	B1	Delivering a circular materials economy	Smurfit Kappa is the #1 card box manufacturer in Europe. It benefits from the move away from plastic to recyclable and biodegradable cardboard packaging. As a leader in recycling, forest sustainability and efficiency in operations, we forecast the company will deliver strong returns through the cycle.
Softcat Plc	Information Technology	B1	Enhancing digital security	Softcat is the UK's leading value-added reseller of IT software and equipment serving the fragmented SME market. The company's competitive advantage is based on the unique culture, which emphasises professionalism, meritocracy, competition and fun. This employee satisfaction drives best-in-class customer experience, high recurring revenues and fast increasing market share.
Spotify Technology S.A.	Communication Services	B1	Encouraging sustainable leisure	Spotify is the world's dominant audio platform, with nearly 300 million monthly active users in over 70 countries around the world. Spotify has two options for users; (i) paid ad-free subscriptions (single and multi-user accounts) (ii) free ad-supported subscriptions. The Spotify platform initially offered music streaming, with nearly all the world's back catalogue of recorded music, but in the last three years, it has invested into offering podcasts on the same bundled audio platform.
St. James'S Place Plc	Financials	C2	Saving for the future	St James's Place provides a platform for a network of financial advisers to service their clients. The demand for financial advice is greater than ever yet the pool of advisers is shrinking due to complex regulatory requirements. SJP's addressable market is individuals with £50k-£5million in investable assets, of which there are 11 million such people in the UK.
Svenska Handelsbanken AB	Financials	B2	Increasing financial resilience	Handelsbanken offers traditional banking to SMEs and individuals. The culture is laser focused on customer satisfaction and not losing money, which are good traits in a bank. It is helping to fuel sustainable economic growth by lending responsibly and its loan book looks well positioned to guard against climate/transition risk.
Technogym S.P.A.	Consumer Discretionary	A3	Enabling healthier lifestyles	Technogym is an Italian fitness equipment manufacturer that specialises in manufacturing premium fitness equipment, gym design, fitness software, content and financing. Technogym is a leader in the global fitness equipment market with a number one market share in Europe and number two globally.

Source: Liontrust / Factset, 30 June 2022

All Fund holdings

Company name	Sector	Sustainability Matrix	Sustainable investment theme	What this company does and how it contributes to a more sustainable economy
Topicus.Com Inc	Information Technology	B3	Delivering a circular materials economy	Topicus develops, manages and acquires vertical market software (VMS) businesses, primarily located in Benelux and around Europe. Vertical market software is aimed at addressing the specific needs of any given business within a vertical market (such as education or primary healthcare). Topicus specialises in public sector VMS, developing custom software to make the lives of educators, healthcare professionals and civil servants easier and more efficient – reducing error, duplication and general friction.
Trainline Plc	Consumer Discretionary	B1	Making transportation more efficient or safer	Trainline is a platform that operates a website and a mobile application allowing consumers to book rail and coach tickets digitally. Trainline helps train operators manage capacity utilisation and makes it easier for consumers to buy train tickets and manage their travel plans. By increasing the utilisation of trains Trainline is helping to manage the shift away from air and car travel.
Trustpilot Group Plc	Communication Services	B3	Increasing financial resilience	Trustpilot is an independent review platform that connects consumers and businesses. It was founded in Denmark in 2007 to address the 'trust gap' on the internet. They take a neutral stance towards reviews - businesses cannot pay to have reviews delayed or removed and everyone has to follow the same rules.
Unilever Plc	Consumer Staples	C1	Leading ESG management	Unilever is one of the world's largest consumer goods products. The company has three divisions, (i) Personal Care, (ii) Home Care and (iii) Food and Refreshments. The company has focused on ESG leadership and recognition as developing sustainability and purpose led-brands.
Zur Rose Group AG	Consumer Staples	A3	Providing affordable healthcare	Zur Rose Group is Europe's largest online pharmacy and telemedicine company with over 11 million customers across Northern Europe (mainly Germany and Switzerland). Zur Rose's online pharmacy offers OTC drugs and personal care products delivered directly to customers. With a liberalisation of European pharmacy markets and competition regulations, Zur Rose is now expanding into prescription medicine and telemedicine appointments with Doctors.
Cash				

Source: Liontrust / Factset, 30 June 2022

Additional ESG metrics

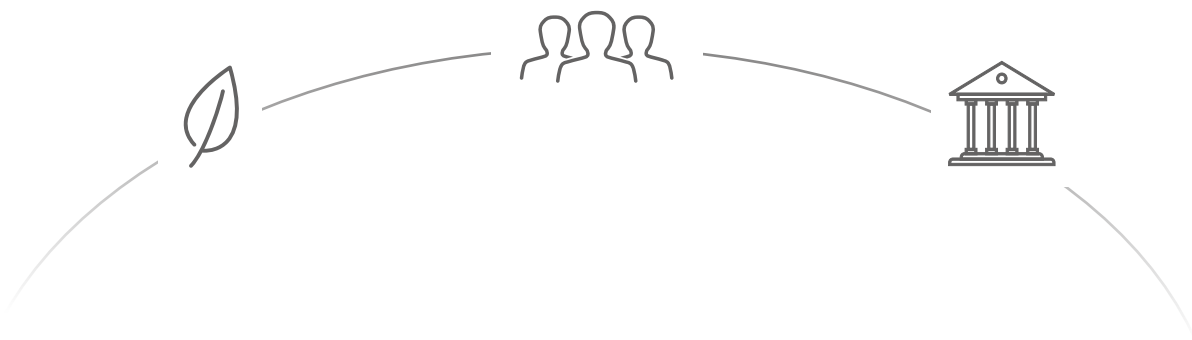
We have committed to disclose additional ESG data for investors in the SF Funds. The following data relating to social, governance and human rights metrics has been requested by investors or sustainability labels. We have engagement and voting policies designed to improve the social, governance, environmental and human rights aspects for the companies in which the fund invests.

Data availability is improving. For example, in the case of staff turnover, where data availability was as low as 20-25% when we first started disclosing this in 2019, it has now nearly doubled. Our engagement priority is to encourage companies to participate in the Workforce Disclosure Initiative, which aims to target companies to report more information on how they manage staff and we believe is contributing to this increased disclosure on social metrics.

For human rights, we use data on the United Nations Global Compact as a proxy. The UN Global Compact is a set of principles to minimise unintended negative impacts in terms of harm to the environment and society and includes a significant amount relating to labour rights and human rights.

We have committed to disclose additional data related to the sustainability aspects of the fund, which we will disclose as part of our reporting cycle every six months.

In terms of environmental impacts, the fund emits considerably less CO₂e per unit invested than the benchmark (see page 7) and data availability is high (typically in excess of 90%). As for human rights, while the fund has less signatories to the UN Global Compact (principally due to the smaller companies in the fund compared to the benchmark), the status of companies in the fund is more favourable, with a much lower proportion under 'watch' or 'fail' status compared to the benchmark (as determined by MSCI ESG Manager).



Additional ESG metrics

Social: staff turnover

	Social: staff turnover	Data coverage	
		% weight	Number of companies
Liontrust GF SF Pan-European Growth Fund	5.5%	56.7%	51.1%
Benchmark: MSCI Europe	8.2%	77.2%	68.9%
Fund relative to benchmark	-2.6%		

Governance: % women on board

	% women on board	Data coverage	
		% weight	By number
Liontrust GF SF Pan-European Growth Fund	38.8%	95.9%	93.6%
Benchmark: MSCI Europe	39.4%	99.4%	99.5%
Fund relative to benchmark	-0.5%		

Governance: <30% women on board

	<30% women on board	Data coverage	
		% weight	By number
Liontrust GF SF Pan-European Growth Fund	9.9%	95.9%	93.6%
Benchmark: MSCI Europe	6.8%	99.4%	99.5%
Fund relative to benchmark	3.1%		

Governance: number of women on board

	Number of women on board	Data coverage	
		% weight	By number
Liontrust GF SF Pan-European Growth Fund	3.94	95.9%	93.6%
Benchmark: MSCI Europe	4.89	99.4%	99.5%

Source: MSCI ESG Manager as 30 June 2022

Additional ESG metrics

Governance: board independence

	% Independent board	Data coverage		Proportion with <50% independent board (by weight)
		% weight	By number	
Liontrust GF SF Pan-European Growth Fund	75.8%	95.9%	93.6%	0.0%
Benchmark: MSCI Europe	82.9%	99.4%	99.5%	1.3%
Fund relative to benchmark	-7.0%			-1.3%

Governance: Joint CEO & Chairman

	Joint CEO & Chairman	Data coverage	
		% weight	by number
Liontrust GF SF Pan-European Growth Fund	7.1%	93.6%	91.7%
Benchmark: MSCI Europe	9.5%	100.0%	100.0%
Fund relative to benchmark	-2.4%		

Human Rights: UN Global Compact Signatory

	% Signatories to UN Global Compact	Data coverage	
		% weight	By number
Liontrust GF SF Pan-European Growth Fund	43.9%	69.7%	66.0%
Benchmark: MSCI Europe	82.8%	98.8%	97.0%
Fund relative to benchmark	-38.9%		

Human Rights: UN Global Compact Status

				Data coverage	
	Pass	Watch List	Fail	% weight	By number
Liontrust GF SF Pan-European Growth Fund	100.0%	0.0%	0.0%	96.5%	95.7%
Benchmark: MSCI Europe	84.2%	12.2%	3.6%	99.5%	99.8%
Fund relative to benchmark	15.8%	-12.2%	-3.6%		

Source: MSCI ESG Manager as 30 June 2022

Environmental indicator

This fund is 78.3% less carbon intensive than the benchmark, as measured by the tCO₂e/\$m invested (scope 1+2). Data coverage 99%, source: MSCI Carbon Analytics. Fund positioning on climate change is detailed on pages 7-8 of this report.

Governance indicator

This fund has less joint CEO and Chairman roles than the benchmark (7.1% of fund versus 9.5% for the benchmark). Data coverage 100%, source: MSCI ESG Manager. More governance indicators are listed on pages 18-19 of this report.

Social indicator

This fund has lower staff turnover than the benchmark (5.5% vs 8.2%). Data coverage 69%, source: MSCI ESG Manager. There is a lack of available data for social metrics currently but we are engaging with companies to partake in the Workplace Disclosure Initiative (WDI), which should enable us to disclose more meaningful indicators for the social aspects of the fund.

Human rights indicator

For human rights, we use data on the United Nations Global Compact as a proxy. The UN Global Compact is a set of principles to minimise unintended negative impacts in terms of harm to the environment and society and includes a significant amount relating to labour rights and human rights.

While the fund has less signatories to the UN Global Compact (principally due to the smaller companies in the fund compared to the benchmark), the status of companies in the fund is more favourable, with a much lower proportion under 'watch' or 'fail' status compared to the benchmark (0% watch/0% fail for fund versus 12.2% watch and 3.6% fail for the benchmark) as determined by MSCI ESG Manager (data coverage 98.8%).

Key features

	GF SF Pan-European Growth
Investment Objective & Policy ¹ :	<p>The Fund aims to achieve capital growth over the long term (five years or more) through investment in sustainable securities, mainly consisting of European equities.</p> <p>The Fund is biased towards companies that provide or produce more sustainable products and services as well as having a more progressive approach to the management of environmental, social and governance issues.</p> <p>The Fund will seek to achieve its objective through exposure mainly to equities of companies incorporated in any European Economic Area Member State, the UK and Switzerland, although it can invest globally. In normal conditions the Fund invests at least 75% of its Net Asset Value in European equities.</p> <p>In addition, the Fund may invest in debt securities for liquidity and cash management purposes. Any investment in bonds will be in corporate and government fixed or floating rate instruments which may be rated or unrated up to 25% of the net assets of the Fund. The Fund may also invest in exchange traded funds and other open-ended collective investment schemes.</p> <p>The Fund is not expected to have any exposure to derivatives (contracts whose value is linked to the expected future price movements of an underlying asset) in normal circumstances but may on occasion use them for investment, efficient portfolio management and for hedging purposes. The use of derivatives should not lead to a significant change in the risk profile of the Fund.</p>
Recommended Investment Horizon:	5 years or more
SRRI ² :	6
Active / Passive Investment Style:	Active
Benchmark:	The Fund is considered to be actively managed in reference to the MSCI Europe Index (the "Benchmark") by virtue of the fact that it uses the benchmark(s) for performance comparison purposes. The benchmark(s) are not used to define the portfolio composition of the Fund and the Fund may be wholly invested in securities which are not constituents of the benchmark.
Sustainability Profile	The Fund is a financial product subject to Article 9 of the Sustainable Finance Disclosure Regulation (SFDR).

Notes: ¹ As specified in the KIID of the fund; ²SRRI = Synthetic Risk and Reward Indicator. Please refer to the KIID for further detail on how this is calculated.

Sustainability indicators

Sustainability indicators and fund objectives to outperform market (on these indicators)

There are six aspects of sustainability of the companies invested in the funds:

Sustainability indicator	Fund objective	Target	Result
Sustainability matrix rating: measuring overall sustainability of a business through the products and services provided as well as quality of ESG management	Only invest in companies that have higher than market median matrix rating (C3 and above)	Weighted average matrix rating of the fund is disclosed and this is better than benchmark median (C3)	Disclosed in fund sustainability and impact report
Exposure to sustainable investment themes	Vast majority (>>50%) of companies/ issuers have moderate (>25% of business exposed to theme). Excludes cash and government bonds. Alignment with SDGs is also disclosed.	Proportion of fund invested in companies associated by theme (>50%) and level of exposure, including weighted average exposure to primary sustainable investment theme (>50%).	Disclosed in fund sustainability and impact report
Environment – climate emergency: as a result of our thematic work and avoidance certain of carbon intensive industries our funds are less carbon intensive than the markets they invest in	Direct emissions (scope1+2) from the fund to be much lower than the benchmark (metric used tCO2e/\$m invested)	At least 50% less carbon emitted from the fund as compared to the benchmark	Disclosed in fund sustainability and impact report
Social metrics: there is a lack of comparable data, currently we use staff turnover as an indicator **	Where social metrics, such as, staff turnover is worse as compared to the benchmark we will engage with the businesses we are invested in to improve management of social issues though our regular engagement or priority engagements (e.g. Workplace Disclosure Initiative)	Engage with companies to better disclose meaningful data to help assess social impacts of the business and where needed, engage to improve metrics.	Disclosed in fund sustainability and impact report, and engagement reports

Sustainability indicator	Fund objective	Target	Result
<p>Human rights: we avoid investing in companies that are not adequately managing their adverse impact on people's human rights</p>	<p>The fund aims to be invested in less companies that have been classified as Watch or Fail in relation to the UN Global Compact (as determined by MSCI ESG Manager) as compared to the benchmark</p>	<p>Lower proportion of watch and fail status in relation to UN Global Compact in the fund as compared to the benchmark</p>	<p>Disclosed in fund sustainability and impact report</p>
<p>Governance metrics: we include an assessment of governance in our sustainability matrix rating in determining the quality of management. We disclose a number of key governance metrics for the fund. We will use % of board identifying as women as the indicator for board diversity **</p>	<p>Where a governance metric is worse than the market average we will continue to engage with business we are invested in to improve it through our regular engagement or priority engagements (e.g. increasing diversity)</p>	<p>Engage with companies in the fund to improve the most important aspects of governance (and over time) to be better than the benchmark</p>	<p>Disclosed in fund sustainability and impact report, and engagement reports</p>

** As availability and quality of metrics improve we may change and expand our use of them.



Liontrust uses Carbon Balanced Paper to reduce the carbon impacts of all our printed communications. This reduces Liontrust's carbon footprint and has a positive impact on carbon change. www.carbonbalancedpaper.com

LIONTRUST 
COURAGE · POWER · PRIDE